

Autobahn 

User Guide

App Market and Toolbar

Passion to Perform





Contents

Introduction	3
Logging into the Toolbar.....	4
I cannot find the Toolbar in my Start menu. What should I do?	4
Getting the Toolbar installed.....	4
Working with the Toolbar	6
My Apps	6
Top 5 Apps	7
App Market.....	8
Browsing Apps.....	8
App Market – My Apps	9
Toolbar – Search	10
Control Panel	11
Exiting/minimising the Toolbar	12
About Autobahn	13
Contacts	13



Introduction

The Autobahn App Market is an easy access point for Deutsche Bank's rich suite of electronic distribution services.

Browse and arrange your most used 'Apps' in just one place. Benefit from advanced search and filter functions that make finding the right App simple, fast and intuitive. Create your own Apps library by saving your favourite Apps in the 'My Apps' area.

Autobahn Apps are individual pieces of software that deliver our electronic services. Each App provides a specific function, tailored for a specific need. Benefit from state-of-the-art analytics tools and gain unparalleled access to extensive market liquidity across all asset classes. Perform pricing calculations on derivatives or portfolios or browse the wealth of Deutsche Bank's published content and market data including research, trader commentary and market wraps.

Launch your Apps from a single desktop Toolbar. Manage your My Apps library and browse for further Apps and content using the App Market.



Autobahn

Logging into the Toolbar

To launch the Toolbar;

- Select **Start > All Programs > Autobahn Toolbar > Autobahn Login**

This will now launch the **Toolbar** (see Fig.1.0)

Fig. 1.0 – The Autobahn Toolbar



I cannot find the Toolbar in my Start menu. What should I do?

Firstly, verify that you do not have the Toolbar installed on your PC. To do this, launch **My Computer** (from your **Start** menu), browse to **C:\program files\ManagedApps** and look for an **Autobahn_Toolbar** folder. If it is present, select the **205\000\Scripts** folder and select the **S2.VBS** file to launch the Toolbar. You should then be able to launch the **Autobahn Login** the next time from your Start menu.

Getting the Toolbar installed

If you still do not have the **Autobahn Toolbar folder** installed on your PC, perform the following:

- Navigate to the [dbSupportPlus](https://dbsymphony.gto.intranet.db.com/snc/dbsupportplus/home_usuk.do) intranet page (https://dbsymphony.gto.intranet.db.com/snc/dbsupportplus/home_usuk.do)
- Click **Raise a Request**
- Select the **Add/Remove Software (Automated)** link from the Software panel
- In the **Automated Software Distribution** window, select the appropriate option;
 - **Request applications for a single user Windows ID** or,
 - **Request a single application for more than one user Windows ID**
- For a single user request, confirm the Windows ID of the user
- Press **Submit**
 - For multiple users, you will be taken directly to the Search for an application screen
- Search for the software package **Autobahn Toolbar** (the UID is **086742**)
- Click **Search**
- Select **Add to cart**, once found
- For multiple user requests, click on the **Excel** icon to download the template. Follow the instructions in Excel to update the file
- Select **Browse** to find the saved file
- Click **Upload** to process the request
- Choose the **Checkout** button and enter your line manager's email address



Autobahn 

- Click **Submit Request**

Once the request has been approved, the package (System Name:APP-AUTOBAHN_TOOLBAR-205-) will automatically be installed onto your PC. You will then find the **Autobahn Toolbar** from your **Start > All Programs** menu.



Working with the Toolbar

The Toolbar is divided into six main sections (see Fig.1.1):

1. **My Apps** – a repository of the Apps that you have access to launch and/or view
2. **Top 5 Apps** – shortcut links to up to 5 of your favourite Apps
3. **App Market** – access the App Market for further information, support documents etc.
4. **Search** – search for Autobahn content, including DB trader commentary, research documents and instrument data
5. **Control panel** – adjust your settings, send error logs/chat messages to the support desk
6. **Exit or minimise** the Toolbar

Note: Clicking on a shortcut link on the Toolbar will launch a new version of the App, even if there is one (or many) already running.

Fig.1.1 – Sections of the Toolbar



My Apps

Fig.1.2 – Reviewing App information, removing Apps and closing out of the My Apps launch window



- Launch the **My Apps** page using the link on the Toolbar
- Hover your cursor over an App to view further information (from the **i** icon); remove it from My Apps by selecting the **x** icon to uninstall it (see Fig.1.2)
- Review information about the current **Featured App**. (More details about all of the Apps are available in the **App Market**)



- Use the scroll-bar to slide up and down the page and the x in the top right-hand corner to close out of launch window

Note: You may not have the required permissions to launch an App (only to view the icon). If you require further access, contact your DB sales representative.

Close out of the My Apps launch window, by simply clicking outside of the area. If however, you select the - icon from the Toolbar, this will close My Apps and minimise the Toolbar simultaneously.

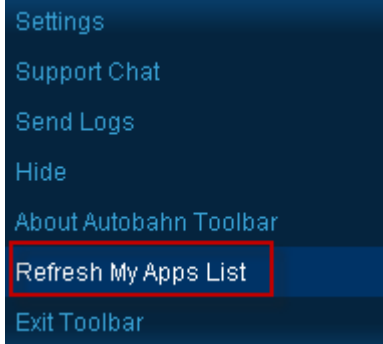
Top 5 Apps

To enable you to access up to five of your favourite Apps quickly, the Toolbar has been designed so that you can **drag and drop** Apps onto it (see Fig.1.3). This can be done from My Apps or managed via the App Market (refer to the **App Market – My Apps** section on page 9).

Fig.1.3 – Favourite Apps in the Toolbar



Fig.1.4 – Refreshing your My Apps list



To add an App to the shortcut section, locate it from My Apps and drag and drop it onto your Toolbar.

Note: In order to save your selection (for subsequent sessions), you must select **Refresh My Apps list** (from the **Control panel** menu in the Toolbar) – as seen in Fig.1.4.



App Market

Browse and arrange further Apps using the App Market. Benefit from advanced search and filter functions that make finding the right App simple, fast and intuitive.

Launch the App Market by selecting the link from the **Toolbar**.

Browsing Apps

Using the links in the left-hand navigation bar, use the drill-down menu to search for Apps by:

- **Asset Class**, or,
- **App Category**

Fig.1.5 - Browsing Apps in the App Market

The screenshot displays the 'Autobahn App Market' interface. At the top, the user's email 'sharon.murray@db.com' and links for 'Support' and 'Disclaimer' are visible. The navigation bar includes 'Home', 'Browse Apps' (highlighted), 'My Apps', and 'About App Market'. A search bar is located on the right. The left sidebar shows a 'Browse Apps' menu with 'Asset Class' and 'App Category' sections. The 'EM' (Emerging Markets) asset class is selected and highlighted. The main content area, titled 'Browse Apps', displays a grid of app cards. The 'Calendar' app card is highlighted with a red box, and its 'Add to My Apps' and 'Launch' buttons are also highlighted. Other app cards include 'Argentianean GDP Analytics', 'Aspen', 'Axes', 'Correlation Charting', 'Curve Analyser', 'EM Custom Analytics', 'EM FX Forward Calculator', and 'EM Instrument Analytics'. On the right side, there are two promotional banners for 'Metals Executable Pricing' and 'Monetary Policy'. A pagination bar at the bottom shows '1 | 2 | 3 | 4'.

For example, selecting the Emerging Market Asset Class will highlight it and then display the applicable Apps in the central part of the page.



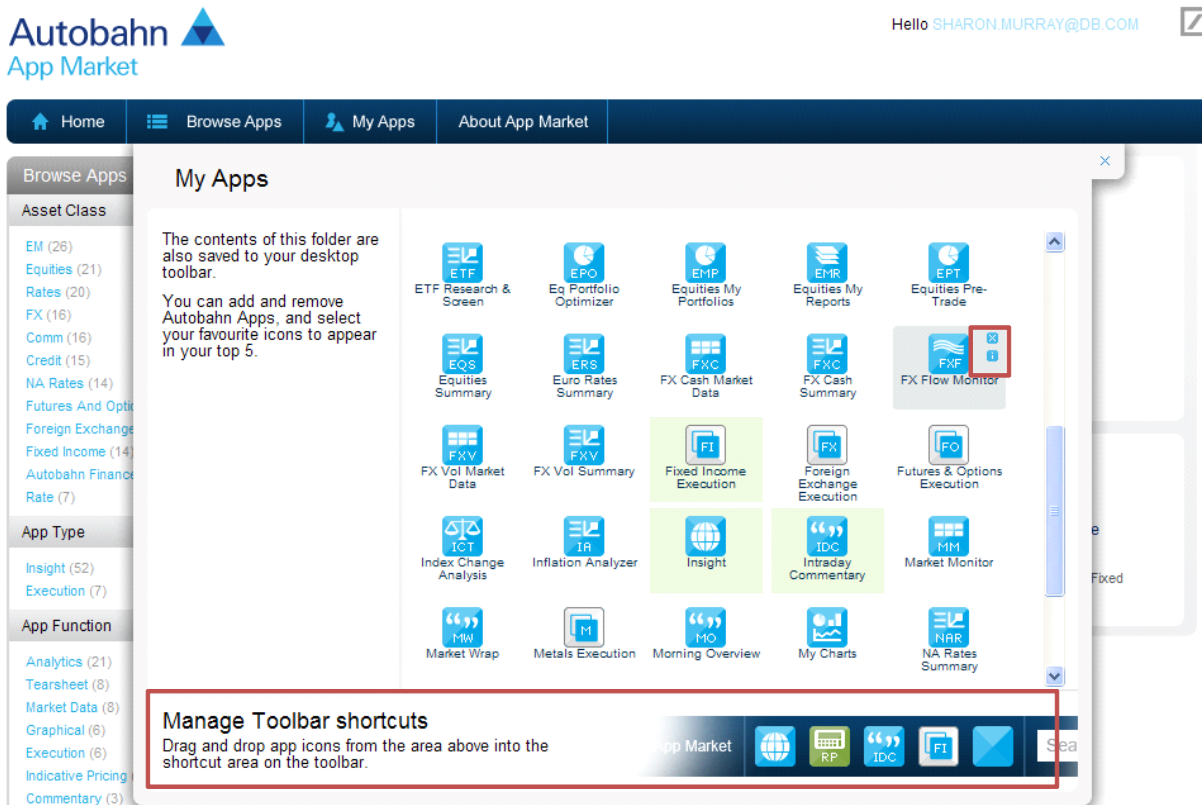
- In the Apps results section, select the name of the App to review more information about it
- Select the **+ Add to My Apps** link to add it to your My Apps library or the **Launch** icon to open a (web-based) App, directly from the App Market (see Fig.1.6)

Note: The **Add to My Apps** and **Launch** (for web-based Apps only) links will only appear if you have the permissions to access them. The **- Remove from My Apps** link will appear against Apps you have already added to My Apps.

App Market – My Apps

The App Market also enables you to manage your My Apps folder which is also saved to your (desktop) Toolbar.

Fig. 1.6 – My Apps view in the App Market



Hover your cursor over an App to access the action buttons. Choose the 'x' icon to remove the App or the 'i' icon to review further information. **Manage your Toolbar shortcuts** by dragging and dropping icons from the My Apps section above it.

Note: Remember to select the **Refresh My Apps List** options from the settings menu of your Toolbar to save any changes (refer to the **Control Panel** section on page 11).



Toolbar – Search

Utilise the Toolbar **Search** feature to find the relevant Deutsche Bank content;

- **Research Documents**
- **Trader Commentaries**
- **Apps**
- **Author**
- **and other classifications**

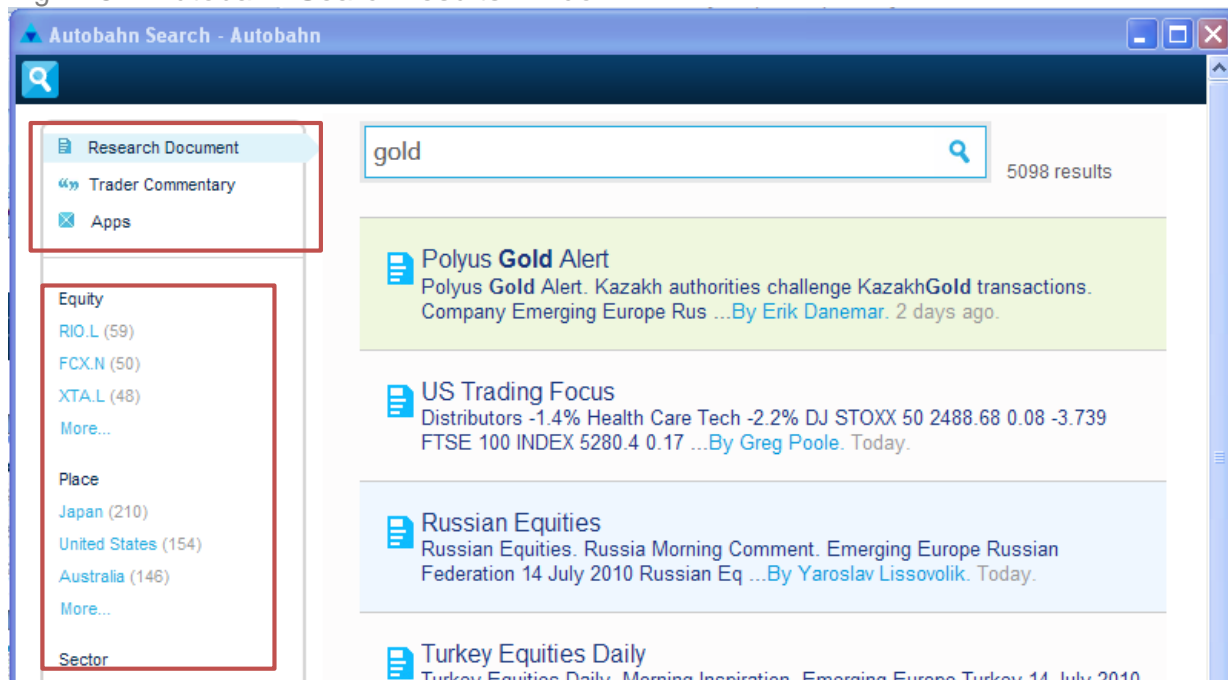
Enter your search parameter and click the magnifying glass to activate it. (An auto-complete function conveniently returns a matching list of any relevant stocks or sectors based on your input).

Fig. 1.7 – Searching via the Toolbar



In the Search results window, you will now see links to the research documents, trader commentaries and associated Apps. Use the filter links (from the left-hand menu) to tailor the results further.

Fig. 1.8 – Autobahn Search results window

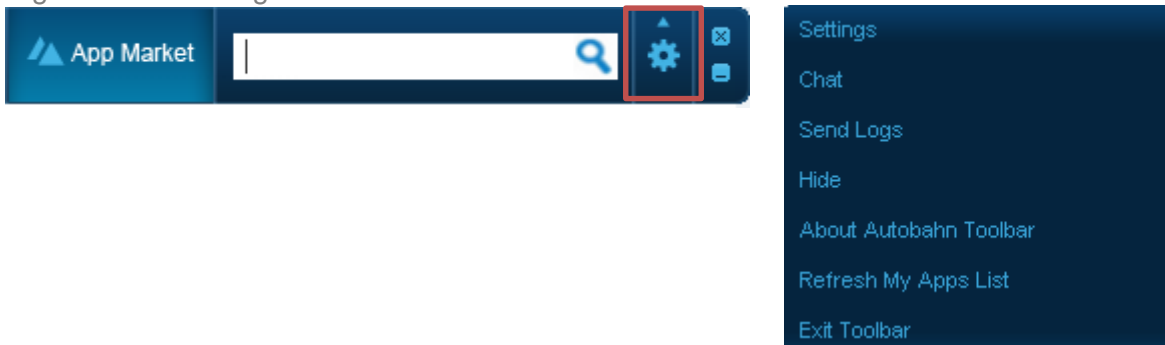




Control Panel

In the Toolbar, select the icon highlighted below (see Fig.1.9) to access the Control Panel.

Fig. 1.9 Launching the Toolbar Control Panel



- **Settings** – review, edit or delete the location settings for each App (in the **Connectivity** tab). Change your Web SSO password using the link in the **Security** tab and adjust the launch window settings in the **Options** section.
- **Chat** – send/review Chat messages sent to/from the Autobahn Support desks
- **Send logs** – to assist in the diagnosis of any technical issues, select the App(s) and enter any further details about the issue and submit it to the support desk
- **Hide** – minimises the Toolbar (retrieve it from your Windows Toolbar)
- **About Autobahn Toolbar** – verify the version and authentication details
- **Refresh My App List** – select this link after making any changes to My Apps
- **Exit Toolbar** – log out of the Toolbar



Exiting/minimising the Toolbar

The final section of the Toolbar provides you with quick links to either close or minimise the Toolbar (see Fig.1.10).

Fig. 1.10 – Accessing the Toolbar logout and minimize



Closing the Toolbar will also shut down all of the opened Apps.

Minimising will send the Toolbar to your PC Toolbar (which can be retrieved again later as and when you need to use it).



Autobahn

About Autobahn:

Autobahn - Deutsche Bank's award-winning electronic distribution service

Since 1996, Autobahn has been connecting clients to Deutsche Bank's innovative Capital Markets products and services. Having started life as an execution tool, the new Autobahn now also provides electronic access to our sales, trading and research know-how. The result: An integrated experience combining powerful insight and execution applications with our outstanding voice services.

- Gain unparalleled access to markets and liquidity
- Electronically trade across multiple asset classes
- Intuitively access Deutsche Bank's powerful analytics & published content

Autobahn. Evolving Intelligent Trading.

Contacts

For technical assistance, please contact the **Autobahn Insight Support** team:

Europe: +44 207 547 3030
Americas: +1 212 250 8651
Asia: +65 6423 5660
Email: autobahn.insight@db.com

For assistance with applications hosted within the App Market, contact the relevant Autobahn support desk, as listed on the Autobahn [Contacts](#) support page.

Marketing material

This document is intended for discussion purposes only and does not create any legally binding obligations on the part of Deutsche Bank AG and/or its affiliates ("DB"). Without limitation, this document does not constitute an offer, an invitation to offer or a recommendation to enter into any transaction. When making an investment decision, you should rely solely on the final documentation relating to the transaction and not the summary contained herein. DB is not acting as your financial adviser or in any other fiduciary capacity with respect to this proposed transaction. The transaction(s) or product(s) mentioned herein may not be appropriate for all investors and before entering into any transaction you should take steps to ensure that you fully understand the transaction and have made an independent assessment of the appropriateness of the transaction in the light of your own objectives and circumstances, including the possible risks and benefits of entering into such transaction. For general information regarding the nature and risks of the proposed transaction and types of financial instruments please go to www.globalmarkets.db.com/riskdisclosures. You should also consider seeking advice from your own advisers in making this assessment. If you decide to enter into a transaction with DB, you do so in reliance on your own judgement. The information contained in this document is based on material we believe to be reliable; however, we do not represent that it is accurate, current, complete, or error free. Assumptions, estimates and opinions contained in this document constitute our judgement as of the date of the document and are subject to change without notice. Any projections are based on a number of assumptions as to market conditions and there can be no guarantee that any projected results will be achieved. Past performance is not a guarantee of future results. This material was prepared by a Sales or Trading function within DB, and was not produced, reviewed or edited by the Research Department. Any opinions expressed herein may differ from the opinions expressed by other DB departments including the Research Department. Sales and Trading functions are subject to additional potential conflicts of interest which the Research Department does not face. DB may engage in transactions in a manner inconsistent with the views discussed herein. DB trades or may trade as principal in the instruments (or related derivatives), and may have proprietary positions in the instruments (or related derivatives) discussed herein. DB may make a market in the instruments (or related derivatives) discussed herein. Sales and Trading personnel are compensated in part based on the volume of transactions effected by them. The distribution of this document and availability of these products and services in certain jurisdictions may be restricted by law. You may not distribute this document, in whole or in part, without our express written permission. DB SPECIFICALLY DISCLAIMS ALL LIABILITY FOR ANY DIRECT, INDIRECT, CONSEQUENTIAL OR OTHER LOSSES OR DAMAGES INCLUDING LOSS OF PROFITS INCURRED BY YOU OR ANY THIRD PARTY THAT MAY ARISE FROM ANY RELIANCE ON THIS DOCUMENT OR FOR THE RELIABILITY, ACCURACY, COMPLETENESS OR TIMELINESS THEREOF. DB is authorised under German Banking Law (competent authority: BaFin – Federal Financial Supervising Authority) and regulated by the Financial Services Authority for the conduct of UK business.

©Copyright 2010 Deutsche Bank AG.